SNAP FRAME 1.77”



BIG SIZE “CLICK CLACK” POSTER FRAMES WITH THINNEST POSSIBLE SIDES

The poster frame combines the desirable features of affordability with style and ease of use. The snap frame has secured its name and reputation owing to the clip style, hinge support structures that simply flip open and snap back into place for the easy rotation of graphics. The removal and replacement of images can be achieved in a matter of seconds with the clip metal sign frame. Best of all, the poster holder is a wall mountable display unit whereby the front loading design of the structure means you will not have to disassemble and reassemble the frame once it has been mounted. The poster frame can be positioned in either portrait or landscape presentation, with screws and anchors supplied.

KEY SELECTION ATTRIBUTES

* Easy to mount, simple to carry.
* “Click Clack” snap open working principle
* Ideal for every poster size.
* Frame with a slim profile design and mitred corners.
* Natural silver-anodized and various RAL colors available with antimicrobial powder coating.

ANTIMICROBIAL BIOMASTER

* High impact molded plastic backing.
* Anti-glare poster cover sheet.
* Standard with screws and anchors for wall hanging in landscape or portrait positions.
* Optional V-Hangers for easy wall mounting.
* Max length 8.66”x98.4”and max perimeter 303”.



Silver Anodised, Mitred Corner



Black - RAL 9005, Mitred Corner

T: +1 855-478-0652 / info@mtdisplaysllc.com / www.mtdisplaysllc.com

COLOURS IN STOCK

Silver Black

COLOUR OPTIONS

Silver Anodised
Golden Look Effect
Stainless Steel Look
Red- RAL 3020
Blue - RAL 5002
Green - RAL 6029
Yellow - RAL 1021
Black - RAL 9005
Wood Effect
Light Wood Effect
White - RAL 9003

CORNER TYPES



SNAP FRAME FAMILY



30″x40″ 24″x36″ 20″x30″ 22″x28″ 18″x24″ 17″x22″ 16″x20″ 14″x22″ 11″x17″

SUITABLE FOR

Snap Frame can be used for INDOOR applications, for signage needs in many locations like shopping centers, markets, groceries, hotels, offices airports, shops and stores, hospitals, schools, apartments and many more.

WATCH VIDEO

Watch video at our website
www.mtdisplays.com

FEATURES



EXPLODED VIEW

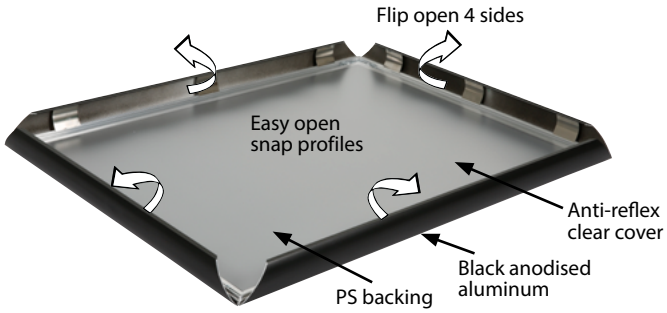

TECHNICAL DRAWING

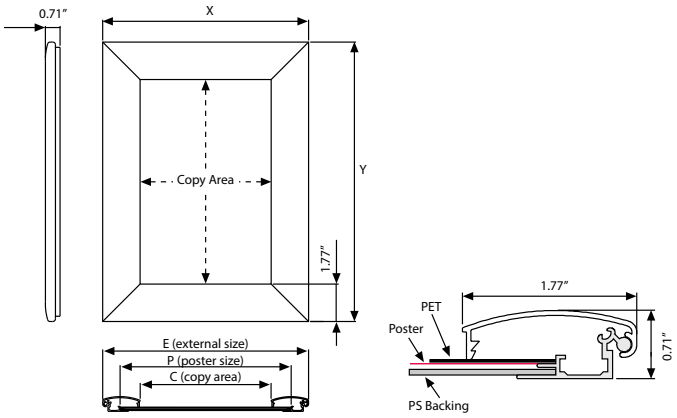

ARTICLES

ARTICLE	EXTERNAL (x-y)	POSTER	COPY	WEIGHT WITH PACKING	PACKING SIZE *W X H X D
UCN455N023	21.69" X 31.69"	20" X 30"	18.23"X 28.23"	4.739 lbs	22.44" X 32.28" X 1.22"
UCN455N034	31.69" X 41.69"	30" X 40"	28.23"X 38.23"	9.149 lbs	32.28" X 42,25" X 1.22"
UCN455N046	41.69" X 61.69"	40" X 60"	38.23" X 58.23"	15.873 lbs	41.73" X 61.81" X 1.22"
UCN455N074	28.70" X 41.69"	27" X 40"	25.24" X 38.23"	7.716 lbs	29.53" X 42.13" X 1.22"
UCN455N036	37.72" X 49.72"	36" X 48"	34.25 X 46.26"	9.920 lbs	36.61" X 48.82" X 1.22"

OPTIONAL ACCESSORIES



V Hanger / UYAA011010

PHYSICAL DATA

Material
1.77" aluminum profiles.
PET poster cover, High impact, molded PS or ABS backing.

Poster Material & Thickness
0.0039" – 0.0078" for standard product. Max poster thickness is 0.27". Any non-standard poster thicknesses should be indicated with order.

Surface Finish
Silver anodized or black colour, antimicrobial powder coating. Custom colors also available, call for custom color requests.

Recycled Content
Up to 78% recycled content used.

Warranty
All products are guaranteed for 3 years by MT Displays with below conditions:
Warranty Conditions

Installation Considerations
Each frame includes wall mounting accessories (4 screws & 4 plugs). Each frame is packed individually in a cardboard box.

Storage Conditions
Goods should be stored at 32°F to 77°F in a dry place. Store in the original package.

Design Considerations
Suitable for silk screen printing, max. letter height is 0.98".

Cleaning and Disinfecting
Clean your displays, with damp microfiber clothes, rinsed with simply water or warm, soapy or gentle shampooed water. Avoid using vinegar, abrasive, acidic, alcohol-based or heavy cleaners or cleaners containing Ammonia. Only after cleaning the product, if needed, simply apply disinfectant or sanitizer that is in compliance with your local guidelines and regulations.

Hazardous Substances
M&T Displays prioritizes compliance with the REACH (Registration, Evaluation, Authorisation and Restriction of Chemicals) and RoHS (Restriction of Hazardous Substances) directives to protect both the environment and human health. We ensure that our products do not contain substances listed under REACH and adhere to strict RoHS limits for hazardous materials. Our manufacturing process ensures that lead, mercury, cadmium, and other restricted substances remain within the permitted thresholds, guaranteeing safe and sustainable products for our customers.

PRINT TEMPLATES

Snap Frame 1.77" - 20"x30"
Document Size: 20.4" x 30.4" (Includes Bleeds)
Finished Size: 20"x30" (508x762 mm) **Print**

Snap Frame 1.77" - 30"x40"
Document Size: 30.4" x 40.4" (Includes Bleeds)
Finished Size: 30"x40" (762x1016 mm) **Print**

Snap Frame 1.77" - 40"x60"
Document Size: 40.4" x 60.4" (Includes Bleeds)
Finished Size: 40"x60" (1016x1524 mm)

Snap Frame 1.77" - 27"x40"
Document Size: 27.4" x 40.4" (Includes Bleeds)
Finished Size: 27"x40" (686x1016 mm)

Snap Frame 1.77" - 36"x48"
Document Size: 36.4" x 48.4" (Includes Bleeds)
Finished Size: 36"x48" (915x1219 mm)

INSTALLATION INSTRUCTIONS

Snap Frame 45 mm / 1001846





Screw & anchor mounting

Fixing uneven corners



1. If your frame corners are slightly uneven, there is an easy fixing. Follow these steps with care, as the corners are sharp.

2. Locate the metal brackets on the back of your frame near the gap and loosen the screws. Push the two sides of the frame together and retighten the screws.

3. Your frame corners should be perfectly aligned!

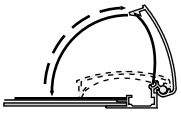

- Please inform the order number on the product or on the carton (e.g. 1/110001394-460) to the place that you have made the purchase if anyproblem with the product occurs.
- All rights reserved. All pictures, figures and writings are secured internationally by copy-right law. Infringements will be sued by civil and legal law.



This technical sheet's contents are all subject to update and modification at MT Displays' exclusive discretion. There is nothing official about this document. For final and legally binding information, please get in touch with the sales staff at MT Displays.

T: +1 855-478-0652 / info@mtdisplaysllc.com / www.mtdisplaysllc.com

Issue: 01 - 11/2024