M&T Displays Since 1993

SNAP FRAME 0.59”



“CLICK CLACK” QUICK POSTER FRAMES FOR DISPLAYING YOUR ADS

This quick clip metal sign frame is a wall mounted display that holds graphics between A5 – 20”-30” sizes and those graphics are safely protected by a clear non-glare lens against wear and tear. The lens also prevents reflection.
A poster frame like this with basic design can be great to highlight your promotions, photos, pictures, advertisements or deals. This metal sign frame has four hinged edges that open and close in a snap. Simply flip open the edges, insert your sign, and then snap shut.

KEY SELECTION ATTRIBUTES

* Easy to mount, simple to carry.
* Ideal for various small-sized posters.
* Frame with a slim profile design and mitred corners.
* Natural silver-anodized and various RAL colors available with antimicrobial powder coating.
* High impact molded plastic backing.

ANTIMICROBIAL BIOMASTER

* Anti-glare poster cover sheet.
* Standard with screws and anchors for wall hanging in landscape or portrait positions.
* Optional V-Hangers for easy wall mounting.
* Optional support for counter-top standing.
* Max length 120cm and max perimeter 350cm.



Silver Anodised, Mitred Corner



Black - RAL 9005, Mitred Corner

T: +1 855-478-0652 / info@mtdisplaysllc.com / www.mtdisplaysllc.com

COLOURS IN STOCK

Silver

Black

COLOUR OPTIONS

Silver Anodised

Golden Look Effect

Stainless Steel Look

Red- RAL 3020

Blue - RAL 5002

Green - RAL 6029

Yellow - RAL 1021

Black - RAL 9005

Wood Effect

Light Wood Effect

White - RAL 9003

CORNER TYPES



Mitred corner

SNAP FRAME FAMILY



30″x40″ | 24″x36″ | 20″x30″ | 22″x28″ | 18″x24″ | 17″x22″ | 16″x20″ | 14″x22″ | 11″x17″ | 8.5″x11″

SUITABLE FOR

Snap Frame can be used for INDOOR applications, for signage needs in many locations like shopping centers, markets, groceries, hotels, offices airports, shops and stores, hospitals, schools, apartments and many more.

WATCH VIDEO

Watch video at our website
www.mtdisplays.com

FEATURES







EXPLODED VIEW

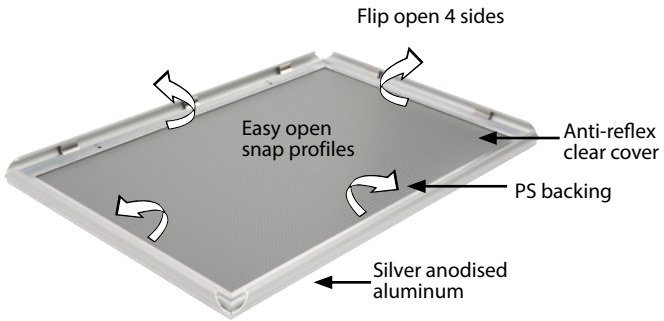

TECHNICAL DRAWING

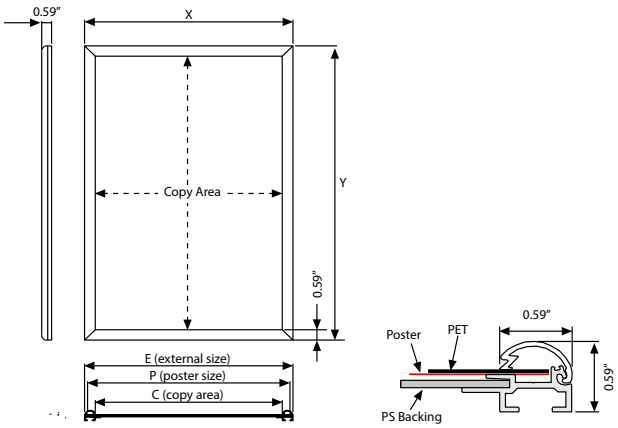

ARTICLES

ARTICLE	DESCRIPTION	EXTERNAL (x-y)	POSTER	COPY	WEIGHT	PACKING SIZE
					WITH PACKING	*W X H X D
UCN155N081	Silver	8.90" X 11.38"	8.5" X 11"	7.72" X 10.20"	1.102 lbs	10.63" X 12.99 X 0.83"
UCN155N017	Silver	11.38" X 17.40"	11" X 17"	10.20" X 16.22"	1.873 lbs	12.99" X 18.90" X 0.83"
UCN155N014	Silver	14.41" X 22.40"	14" X 22"	13.23" X 21.22"	2.711 lbs	16.54" X 24.41" X 0.83"
UCN155N016	Silver	16.42" X 20.39"	16" X 20"	15.24" X 19.21"	2.425 lbs	18.50" X 22.44" X 0.83"
UCN155N012	Silver	17.40" X 22.40"	17" X 22"	16.22" X 21.22"	2.711 lbs	18.50" X 22.44" X 0.83"
UCN155N018	Silver	18.43" X 24.41"	18" X 24"	17.24" X 23.23"	2.645 lbs	20.08" X 25.98" X 0.83"
UCN155N023	Silver	20.39" X 30,39"	20" X 30"	19.21" X 29.21"	3.637 lbs	22.44" X 32.28" X 0.91
UCN155B081	Black	8.90" X 11.38"	8.5" X 11"	7.72" X 10.20"	1.102 lbs	10.63" X 12.99 X 0.83"
UCN155B017	Black	11.38" X 17.40"	11" X 17"	10.20" X 16.22"	1.873 lbs	12.99" X 18.90" X 0.83"

OPTIONAL ACCESSORIES



V Hanger / UYAA011010

PHYSICAL DATA

Material
0.59" aluminum profiles.
PET poster cover, PS backing or ABS backing.
High impact, molded PS or ABS backing.

Poster Material & Thickness
0.0039" – 0.0078" for standard product. Max poster thickness is 0.039". Any non-standard poster thicknesses should be indicated with order.

Surface Finish
Silver anodized or black colour, antimicrobial powder coating. Custom colors also available, call for custom color requests.

Recycled Content
Up to 78% recycled content used.

Warranty
All products are guaranteed for 3 years by MT Displays with below conditions:
Warranty Conditions

Installation Considerations
Each frame includes wall mounting accessories (4 screws & 4 plugs). Each frame is packed individually in a cardboard box.

Storage Conditions
Goods should be stored at 32°F to 77°F in a dry place. Store in the original package.

Design Considerations
Suitable for silk screen printing, max. letter height is 0.31".

Cleaning and Disinfecting
Clean your displays, with damp microfiber clothes, rinsed with simply water or warm, soapy or gentle shampooed water. Avoid using vinegar, abrasive, acidic, alcohol-based or heavy cleaners or cleaners containing Ammonia. Only after cleaning the product, if needed, simply apply disinfectant or sanitizer that is in compliance with your local guidelines and regulations.

Certifications / Patents

Hazardous Substances
M&T Displays prioritizes compliance with the REACH (Registration, Evaluation, Authorisation and Restriction of Chemicals) and RoHS (Restriction of Hazardous Substances) directives to protect both the environment and human health. We ensure that our products do not contain substances listed under REACH and adhere to strict RoHS limits for hazardous materials. Our manufacturing process ensures that lead, mercury, cadmium, and other restricted substances remain within the permitted thresholds, guaranteeing safe and sustainable products for our customers.

PRINT TEMPLATES

Snap Frame 0.59" - 8.5"x11"
Document Size: 8.9" x 11.4" (Includes Bleeds)
Finished Size: 8.5"x11" (215.9x279.4 mm)

Snap Frame 0.59" - 11"x17"
Document Size: 11.4" x 17.4" (Includes Bleeds)
Finished Size: 11"x17" (279.4x431.8 mm)

Snap Frame 0.59" - 14"x22"
Document Size: 14.4" x 22.4" (Includes Bleeds)
Finished Size: 14"x22" (355.6x558.8 mm)

Snap Frame 0.59" - 16"x20"
Document Size: 16.4" x 20.4" (Includes Bleeds)
Finished Size: 16"x20" (406.4x508 mm)

Snap Frame 0.59" - 17"x22"
Document Size: 17.4" x 22.4" (Includes Bleeds)
Finished Size: 17"x22" (431.8x558.8 mm)

Snap Frame 0.59" - 18"x24"
Document Size: 18.4" x 24.4" (Includes Bleeds)
Finished Size: 18"x24" (457.2x609.6 mm)

Snap Frame 0.59" - 20"x30"
Document Size: 20.4" x 30.4" (Includes Bleeds)
Finished Size: 20"x30" (508x762 mm)

INSTALLATION INSTRUCTIONS

Snap Frame15 mm / 1001846





Screw & anchor mounting

Fixing uneven corners



1. If your frame corners are slightly uneven, there is an easy fixing. Follow these steps with care, as the corners are sharp.

2. Locate the metal brackets on the back of your frame near the gap and loosen the screws. Push the two sides of the frame together and retighten the screws.

3. Your frame corners should be perfectly aligned!

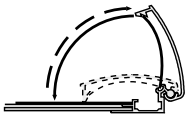



• Please inform the order number on the product or on the carton (e.g. 1/110001394-460) to the place that you have made the purchase if anyproblem with the product occurs.

• All rights reserved. All pictures, figures and writings are secured internationally by copy-right law. Infringements will be sued by civil and legal law.

This technical sheet's contents are all subject to update and modification at MT Displays' exclusive discretion. There is nothing official about this document. For final and legally binding information, please get in touch with the sales staff at MT Displays.

T: +1 855-478-0652 / info@mtdisplaysllc.com / www.mtdisplaysllc.com

Issue: 01 - 11/2024