

## OMNI FRAME

OMNIFRAME



## OUTDOOR BANNER SYSTEM FOR LARGE FORMAT PRINTS!

Fabric is the best recommended option for outdoor advertising. It shines with its light weight and durability among other alternatives such as PVC, Vinyl & Polyethylene. The advantages also include ease of application and compatibility with its stand. The plastic buttons are easily inserted into the channel on Omni Frame profiles. For renewal of the banner, the frame does not have to be unmounted. Poster can only be replaced by taking of the elastic hook.

## KEY SELECTION ATTRIBUTES

- \* A very durable and lightweight aluminium, single-sided, wall hanging, Outdoor Banner System for application of large format printed posters.
- \* One of the most easy and quick assembled frame designs in the market, as an alternative to traditional billboards.
- \* Suitable for large advertising areas that need to be changed regularly, utilizing flat, large banners on buildings as well as on stands, events, theatres, garden centres, retail outlets, sports halls, sporting venues, conferences, airports and public areas.
- \* Omni Frame has a smart design and all parts are robust, durable and reusable. The banner is easy to change by taking off the elasticated straps/hooks without dismounting the frame. Customised sizes are available upon request. It is delivered parts unassembled to save from transport.
- \* Omni Frame is OUTDOOR FRIENDLY. It is tested for security in outdoor conditions. Without any back rest, Omni Frame is tested against windy conditions max 22.5 miles or 36km. Vinyl banner deforms and may not take previous form again based on the type and quality of material. In case of 2-fold eyelet application, the banner keeps the form upto wind speed of 22 miles. Test had been conducted with 0.2" x 0.39" Omni Frame with 1mm vinyl banner. Result: Omni Frame is strong and stable for harsh weather conditions.
- \* Omni Frames can be ordered in standard sizes. They can also be ordered in special lengths and parts as semi products. The variable lengths of aluminium profile gives the ability to install banners in customised sizes.
- \* Natural silver-anodized in standard and various RAL colors available with antimicrobial powder coating. Subject to MOQ.
- \* One set includes a lightweight silver anodised aluminium profile frame; aluminium injection metallic silver RAL9006 powder coated corner brackets, RAL9006 T-connectors, RAL9006 profile connectors, wall fixings with screw set, plastic buttons, white clamps for banners, black bungee cords with stainless steel hooks and elastic straps.
- \* All of the wall connection parts, that are sent with the product must be used during assembly.
- \* Fabric is the most recommended material when compared to other alternatives such as PVC, Vinyl & Polyethylene. Thickness for digital printing might vary according to the dimensions of frame and the fabric type used. Fabric is not included in the original pack.
- \* Profiles and connector parts for the required sizes are packed unassembled in a single box with an easy mounting instruction sheet. Fixing tools are included in each frame.
- \* Wall fixing screws of Omni Frame are included in the pack which are CE certified multi-expansion long plugs. Special anti-corrosion coated screw is made of zinc coated steel and plastic sleeve made of high quality of nylon. It is confirmed for outdoor fixing on various exterior building surfaces such as concrete, solid or honeycomb brick, hollow dense or hollow light aggregate block, aerated concrete and solid stone.
- \* Ideal for banners with PVC eyelets. The first eyelet should be placed on the corners 1.57" from the edges of poster used for Omni Frame. The other eyelets can be applied spacing 5.91" x 11.81" from the first eyelet depending on the environment to be used.



## COLOURS IN STOCK



Silver

## SUITABLE FOR

Omni Frame is OUTDOOR FRIENDLY. It is tested for security in outdoor conditions. Without any back rest, Omni Frame is tested against windy conditions max 22,5 miles or 36km. Vinyl banner deforms and may not take previous form again based on the type and quality of material. In case of 2-fold eyelet application, the banner keeps the form upto wind speed of 22 miles. Test had been conducted with 0.2" x 0.39" Omni Frame with 1mm vinyl banner. Result: Omni Frame is strong and stable for harsh weather conditions. Suitable for large advertising areas that need to be changed regularly, utilizing flat, large banners on buildings as well as on stands, events, theatres, garden centres, retail outlets, sports halls, sporting venues, conferences, airports and public areas.

## WATCH VIDEO



Watch video at our website  
[www.mtdisplaysllc.com](http://www.mtdisplaysllc.com)

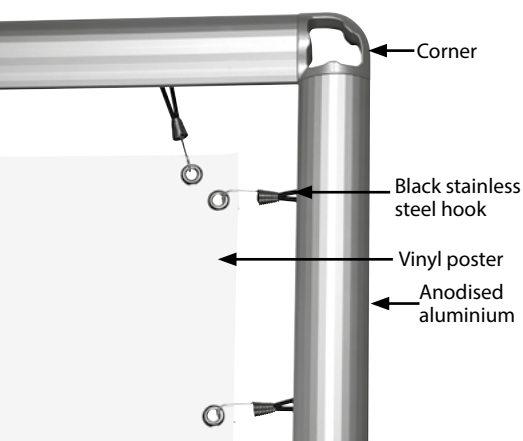
## FEATURES

4 different application options

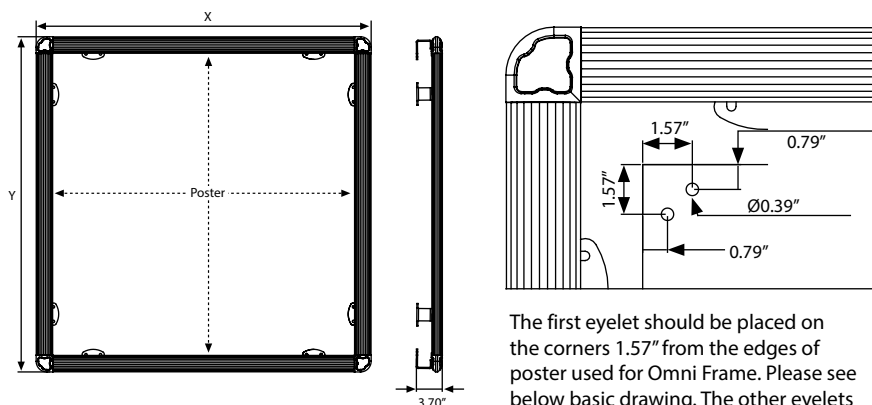


Wall fixing screws of Omni Frame are included in the pack which are CE certified multi-expansion long plugs. Special anti-corrosion coated screw is made of zinc coated steel and plastic sleeve made of high quality of nylon. It is confirmed for outdoor fixing on various exterior building surfaces such as concrete, solid or honeycomb brick, hollow dense or hollow light aggregate block, aerated concrete and solid stone.

## EXPLODED VIEW



## TECHNICAL DRAWING



The first eyelet should be placed on the corners 1.57" from the edges of poster used for Omni Frame. Please see below basic drawing. The other eyelets can be applied spacing 5.91" x 11.81" from the first eyelet depending on the environment to be used.

## ARTICLES

OMNI FRAME			WEIGHT	PACKING SIZE
ARTICLE	EXTERNAL (x-y)	POSTER SIZE	WITH PACKING	*W X H X D
UOMN001296	128.70" X 104.69"	120" X 96"	44.312 lbs	11.81" X 102.36" X 2.76"
UOMN001284	128.70" X 92.70"	120" X 84"	42.549 lbs	11.81" X 90.55" X 2.76"
UOMN009684	104.69" X 92.70"	96" X 84"	37.699 lbs	7.87" X 102.36" X 2.76"
UOMN001212	128.70" X 128.70"	120" X 120"	49.383 lbs	7.87" X 63.78" X 5.51"

OMNI FRAME SEMI PRODUCTS		WEIGHT	PACKING SIZE	OMNI FRAME PROFILE		WEIGHT	PACKING SIZE
ARTICLE	DESCRIPTION	WITH PACKING	*W X H X D	ARTICLE	LENGHT	WITH PACKING	*W X H X D
UYPM002000	Corner Bracket (Packed by 4 pcs), Ral 9006	1,800 kg / 3.968 lbs	3.74" X 9.45" X 6.50"	UYPM000042	42"	2.821 lbs	9.84" X 11.81" X 2.95"
UYPM003000	T Connector (Packed by 2 pcs), Ral 9006	0,900 kg / 1.984 lbs	3.74" X 9.45" X 6.50"	UYPM000062	62"	3.791 lbs	9.84" X 11.81" X 3.54"
UYPM004000	Wall Fixing (Packed by 4 pcs), including screw set	2,000 kg / 4.409 lbs	3.74" X 5.91" X 3.94"	UYPM000082	82"	4.872 lbs	9.84" X 11.81" X 3.54"
UYPM005000	Plastic Buttons (Packed by 20 pcs)	0,020 kg / 0.044 lbs		UYPM000122	122"	7.253 lbs	9.84" X 11.81" X 3.94"
UYPM006000	Profile Connector (Packed by 2 pcs), Ral 9006	0,400 kg / 0.881 lbs	3.35" X 10.63" X 3.54"	UYPM000140	140"	8.708 lbs	9.84" X 11.81" X 3.94"
TMC4010500	Clamp For Banner, White (Packed by 40 pcs)	0,520 kg / 1.146 lbs		UYPM000182	182"	11.530 lbs	9.84" X 11.81" X 4.72"
TSH4010501	Black Bungee Cord with Stainless Steel Hook (Packed by 40 pcs)	0,420 kg / 0.925 lbs		UYPM000200	200"	12.456 lbs	9.84" X 11.81" X 5.51"
UYPM007000	Elastic Strap (50 meters)	0,100 kg / 0.220 lbs					



T: +1 855-478-0652 / [info@mtdisplaysllc.com](mailto:info@mtdisplaysllc.com) / [www.mtdisplaysllc.com](http://www.mtdisplaysllc.com)

## COMPONENTS OF OMNI FRAMES



Corner bracket  
(Packed by 4 pcs),  
Ral 9006  
UYPOM02000



T Connector  
(Packed by 2 pcs),  
Ral 9006  
UYPOM03000




Profile connector  
(Packed by 2 pcs),  
Ral 9006  
UYPOM06000



Wall fixing  
(Packed by 4 pcs),  
including screw set.  
UYPOM04000



Plastic buttons  
(Packed by 20 pcs)  
UYPOM05000




Clamp for banner, White  
(Packed by 40 pcs)  
TMC4010S00



Black bungee cord with  
stainless steel hook  
(Packed by 40 pcs)  
TSH4010S01



Elastic strap (50  
meters)  
UYPOM07000



Aluminium profile,  
silver anodised.

## PRESENTATION BOX / UYPOM00010



## PHYSICAL DATA

### Material

Lightweight silver anodised aluminium profile frame; aluminium injection metallic silver corner brackets, T-connectors and profile connectors; metal wall fixings, white clamps, black bungee cords with stainless steel hooks and elastic straps.

### Surface Finish

Natural silver-anodized in standard and various RAL colors available with antimicrobial powder coating. Subject to MOQ. Call for custom color requests.

### Storage Conditions

Goods should be stored at 32°F to 77°F in a dry place. Store in the original package.

### Recycled Content

Up to 78% recycled content used.

### Warranty

All products are guaranteed for 2 years by MT Displays with below conditions:

[Warranty Conditions](#)

### Installation Considerations

Profiles and connector parts of Omni Frames for the required sizes are packed unassembled in a single box with an easy mounting instruction sheet. Fixing tools are included in each frame. One set includes a lightweight silver anodised aluminium profile frame; aluminium injection metallic silver RAL9006 powder coated corner brackets, RAL9006 T-connectors, RAL9006 profile connectors, wall fixings with screw set, plastic buttons, white

clamps for banners, black bungee cords with stainless steel hooks, elastic straps. All of the wall connection parts, that are sent with the product must be used during assembly. Wall fixing screws of Omni Frame are included in the pack which are CE certified multi-expansion long plugs. Special anti-corrosion coated screw is made of zinc coated steel and plastic sleeve made of high quality of nylon. It is confirmed for outdoor fixing on various exterior building surfaces such as concrete, solid or honeycomb brick, hollow dense or hollow light aggregate block, aerated concrete and solid stone. Omni Frame is ideal for banners with PVC eyelets. The first eyelet should be placed on the corners 1.57" from the edges of poster used for Omni Frame. The other eyelets can be applied spacing 5.91"x 11.81" from the first eyelet depending on the environment to be used. Omni Frames can be ordered in standard sizes. They can also be ordered in special lengths and parts as semi products. The variable lengths of aluminium profile gives the

### Poster Material & Thickness

Fabric is the most recommended material when compared to other alternatives such as PVC, Vinyl & Polyethylene. Thickness for digital printing might vary according to the dimensions of frame and the fabric type used. Fabric is not included in the original pack. ability to install banners in customised sizes.

### Design Considerations

A very durable and lightweight aluminium, single-sided, wall hanging, Outdoor Banner System for application of large format printed posters. One of the most easy and quick assembled frame designs in the market, as an alternative to traditional billboards. Omni Frame has a smart design and all parts are robust, durable and reusable. The banner is easy to change by taking off the elasticated straps/hooks without dismounting the frame. Customised sizes are available upon request. It is delivered parts unassembled to save from transport. Suitable for application of 120" x 96" 120" x 84", 96" x 84", 120" x 120" poster sizes in portrait and landscape position.

### Cleaning and Disinfecting

Clean your displays, with damp microfiber clothes, rinsed with simply water or warm, soapy or gentle shampooed water. Avoid using vinegar, abrasive, acidic, alcohol-based or heavy cleaners or cleaners containing Ammonia. Only after cleaning the product, if needed, simply apply disinfectant or sanitizer that is in compliance with your local guidelines and regulations.

### Certifications/Patents

OHIM DM/084 725



# PRINT TEMPLATES

## Ocean Maxi - 96"x84"

Document Size: 96.39" x 84.39" (Includes Bleeds)  
Finished Size: 96" x 84"

## Ocean Maxi - 120"x84"

Document Size: 120.39" x 84.39" (Includes Bleeds)  
Finished Size: 120" x 84"

## Ocean Maxi - 120"x90"

Document Size: 120.39" x 90.39" (Includes Bleeds)  
Finished Size: 120" x 90"

## Ocean Maxi - 120"x96"

Document Size: 120.39" x 96.39" (Includes Bleeds)  
Finished Size: 120" x 96"

## Ocean Maxi - 120"x120"

Document Size: 120.39" x 120.39" (Includes Bleeds)  
Finished Size: 120" x 120"

# INSTALLATION INSTRUCTIONS


## Omni Frame / 1008965



- Connect the wall fixing part to profile using bolts.
- Montieren Sie die Wandhalterung mittels der beigelegten Schrauben an dem Profil.
- Duvar bağlantı aparatını civatalar yardımıyla profile bağlayın.




- Fix corner bracket and profiles together using stay bolts.
- Mit den Gestellschrauben werden die Eckverbinder fixiert.
- Setuskur civata ile köşe bağlantı aparatı ve profiller bağlanır.



- Slide the Plastic buttons in to the channel of profile and turn them 90°.
- Die Plastikaufhänger werden in den Schlitz auf der Rückseite des Hauptprofils reingedrückt und 90° gedreht.
- Profilede bulunan kanala plastik bağlama aparatı geçirilir ve 90° döndürülür.

- Please inform the order number on the product or on the carton (e.g. 1/110001394-460) to the place that you have made the purchase if any problem with the product occurs.
- All rights reserved. All pictures, figures and writings are secured internationally by copy-right law. Infringements will be sued by civil and legal law.



- Slide the connected parts in to the channel of body profile.
- Das montierte Profil bitte in das Hauptprofil einlegen.
- Bağlanan parçalardaki profili gövde profil içerisine yerleştirin.



- Slide the T connector in to the channel of profiles. Connect them together using stay bolts.
- Die T Verbindung muss auch in die Hauptprofile eingeschoben werden und wird anschließend mit den Gestellschrauben fixiert.
- T bağlantı aparatı uçlarına profiller geçirilir. Setuskur civata ile T bağlantı aparatı ve profiller bağlanır.



- Wall fixing part is fixed on Wall using screws and plugs.
- Die Wandhalterung mittels der beigelegten Schrauben und Dübel an die Wand montieren.
- Duvar bağlantı aparatını dübel vida yardımıyla duvara bağlayın.



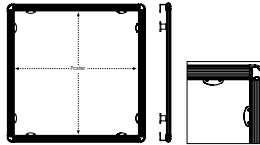
- Slide the corner bracket in to the channel of profiles.
- Die Profile werden in die Eckverbinder eingeschoben.
- Köşe bağlantı aparatının uçlarına profiller geçirilir.




- Slide the Profile Connector part in to the channel of profiles and connect them together using stay bolts.
- Das Verlängerungsprofil wird in das Hauptprofil eingeschoben und mittels den Gestellschrauben fixiert.
- Uzatma bağlantı aparatı uçlarına profiller geçirilir. Setuskur civata ile uzatma bağlantı aparatı ve profiller bağlanır.

### • WARNING • WARNING • DİKKAT

- All the wall connection parts, that are sent with the product must be used during assembly



### Mounting Types / Anvendungsbeispiele Bağlantı Şekilleri



Rev: 08-2015

This technical sheet's contents are all subject to update and modification at MT Displays' exclusive discretion. There is nothing official about this document. For final and legally binding information, please get in touch with the sales staff at MT Displays.



T: +1 855-478-0652 / info@mtdisplaysllc.com / www.mtdisplaysllc.com

Issue: 01 - 11/2024